

## Microwave Properties of Carbon Nanotubes Grown by Pyrolysis of Ethanol on Nickel Catalyst

V.V. Rodionov<sup>1</sup>, A.P. Kuzmenko<sup>1</sup>, S.G. Emelyanov<sup>1</sup>, L.M. Chervyakov<sup>1</sup>, M.B. Dobromyslov<sup>2</sup>

<sup>1</sup> Southwest State University, 94, 50 let Oktyabrya Str., 305040, Kursk, Russia  
<sup>2</sup> Pacific National University, 136, Tikhookeanskaya Str., Khabarovsk, Russia

(Received 19 May 2014; revised manuscript received 09 July 2014; published online 15 July 2014)

The efficiency of carbon nanotubes produced by CVD-method on a nickel catalyst at a protection from microwave radiation is shown. These data are confirmed by scanning electron microscopy, energy dispersive X-ray analysis and spectral analysis of the microwave radiation in the frequency range 26-40 GHz. The observed value of the transmission coefficient S<sub>21</sub>, up to -42.7 dB, is in agreement with considered possible absorption mechanisms of electromagnetic wave energy in carbon nanoscale systems "CNT-nickel nanoparticles". The application of carbon powder materials in shielding of electromagnetic radiation has been theoretically justified.

**Keywords:** Carbon nanotubes, Nickel catalyst, Electromagnetic radiation, Scanning electron microscopy, Energy dispersive X-ray analysis, Transmission coefficient.


PACS numbers: 07.78.+s, 07.85.Fv,  
42.65.Dr, 07.57.-c

### 1. INTRODUCTION

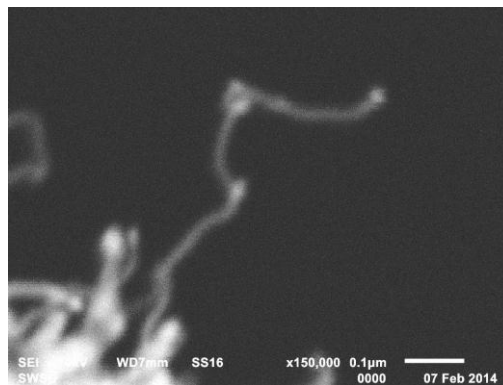
Constant broadening of telecommunication market led to the appearance of great number of radio-frequency systems, made the problem of electromagnetic protection acute, required the generation of broad-band absorbing materials. Composites on the basis of carbon nanotubes (CNTs) that feature the high aspect ratio of length to width, electroconductivity, are promising for the creation of microwave radiation absorbers even at a low concentration of CNTs. Absorption at CNTs composites with a weight concentration of 35 % with a 1 S/m conductivity amounts to the level comparable with products on the basis of carbon soot with a concentration of 20 % [1], which is explained in [2] by the characteristic of CNTs value of  $l/d \sim 103$ .

### 2. EXPERIMENTAL SECTION

Carbon nanotubes were grown by catalytic pyrolysis of carbon hydrogen gas (CVD). As a source ethanol was used heated to 46 °C at a pressure of 15 kPa. Magnetic nanoparticles of nickel (with size of not more than 200 nm, as seen from Fig. 1) produced by sol-gel technique that were as catalysts were put onto single-crystal silicon substrate.

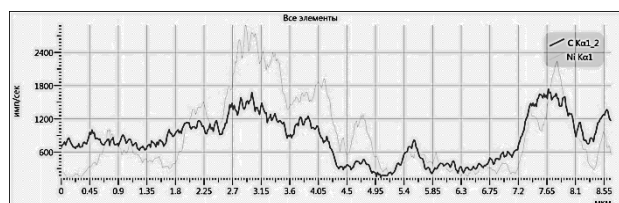


**Fig. 1** – Electron microscopic image of nickel catalyst (amplification 75000×)



**Fig. 2** – Electron microscopic image of carbon nanotubes (amplification 150000×)

Synthesis was conducted at a temperature of 600 °C. Minimum diameter of synthesized CNTs was found equal to 20 nm (Fig. 2). Surface morphology and the composition of the samples studied were determined with scanning electron microscope (SEM) JEOL JSM6610LV (W-cathode) and energy dispersive X-ray analyzer (X-Max Silicon Drift Detector Oxford Instruments) (Fig. 3).



**Fig. 3** – Carbon (black line) and nickel (grey line) profiles according to energy dispersive analysis data

Microwave absorption was investigated with Agilent's N5230A PNA-L microwave vector network analyzer over the range 26-40 GHz at a passage through powder samples of CNTs. S-parameters were obtained at input and output of a two-port as coefficients of reflection (CR) and transmission (CT) S<sub>21</sub> (Fig. 4). The

shape of the transmission coefficient curve is characteristic of broad-band absorbers since at CR  $S_{11} = 1 \text{ dB} \pm 2 \text{ dB}$  the maximum value of  $S_{21}$  is lower than  $-25 \text{ dB}$ , which means the wave attenuation of more than 300 times, and the transmitted radiation is only 0.3 %.

### 3. RESULTS AND DISCUSSION

Such absorption is due to the appearance of conduction currents in medium. High conductivity of material leads to the monotonic absorption of electromagnetic (EM) radiation. At such interaction of nanoparticles with field Joules heat is released whose specific power  $Q = j \cdot E$ , where  $j$ ,  $E$  are the density of eddy currents and rigidity coefficient, respectively, in the wire. At interaction of CNTs-composites with microwave radiation it should be, obviously, taken into account natural frequencies due to the fact that nanoparticles have electric or magnetic dipole moments [3]. When these frequencies coincide with microwave frequency the absorption by CNTs arrays becomes resonant in character with reasonably high absorption coefficient (up to 40 dB). Natural frequencies of CNTs in analogy with elastic system may be calculated from equation.

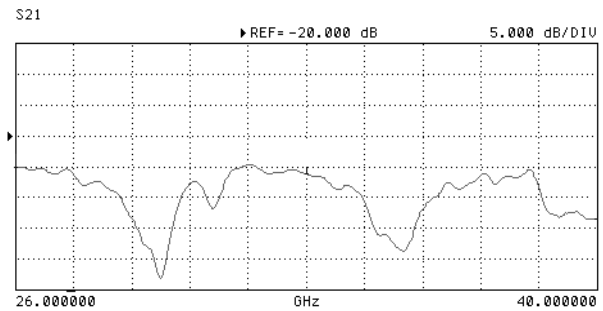
$$\omega_0 = \frac{1}{2\pi} \sqrt{\frac{\gamma}{m}}, \quad (1)$$

where  $\gamma$  – rigidity constant,  $m$  – CNTs mass.

Unlike [4] under these conditions there are no multiple reflections in the system «CNTs-nickel nanoparticle», as it follows from plot (Fig. 4). This is probably due to firstly, great distances between nickel nanoparticles and secondly, the fact that CNT radius is considerably lower than the skin-layer  $\delta = (\pi f \xi \sigma)^{-1/2}$ , where  $f$  – microwave frequency,  $\xi = \mu_0 \mu^*$  – permeability,  $\sigma$  – electroconductivity. The maximum values on the curve (Fig. 4) likely stem from the excitation of surface currents, which is accompanied by the reduction of EM radiation owing to the Joules heat.

In doing so, the maximum attenuation of EM radiation is determined by the minimum transmission coefficient, which at 34.84 amounts to  $-37.37 \text{ dB}$ , and at 29.64 GHz – 42.70 dB and is of clearly resonant charac-

ter. Equiphase condition of distribution profiles (Fig. 3) is indicative of the link between magnetic nanoparticles and



**Fig. 4** – Amplitude-frequency characteristic of transmission coefficient  $S_{21}$  of carbon nanotubes obtained by CVD-technique on nickel catalyst (scale from  $-5$  to  $-45 \text{ dB}$ )

nanotubes, which favors the elastic scattering of electromagnetic energy. When these particles interact with the field of EM wave, ponderomotive forces originate. The forces cause vibrations due to the elastic properties of nanotubes with the frequency according to formula (1). Typical rigidity coefficient of nanotubes, as a rule, is between 100 and 1000 [5], and the center of mass of the system «CNTs-nickel nanoparticle» is shifted clearly because of greater nickel density. Predicted size of carbon nanotubes determined by the minimum frequency is equal to  $3.13 \mu\text{m}$ , which is in accord with typical relation  $l/d$  of CNTs that lies within 100-1000.

### 4. CONCLUSIONS

Thus, the analysis conducted has revealed high absorption capability to the microwave radiation of the system «CNT- nickel nanoparticle» due to both high conductivity and the aspect ratio characteristic of CNTs. This is responsible for the action of two mechanisms concurrently: elastic resonant of the whole system and electromagnetic absorption because of nanoparticle electric or magnetic dipole moments.

We express our deep gratitude to Deputy Head for Science Chesnokov O.N. of «SCARD-Electronics» firm for his assistance in measuring high-frequency electromagnetic characteristics of samples studied.

### REFERENCES

1. A. Saib, L. Bednarz, R. Daussin, *IEEE T. Microwave Theory Tech.* **54**, 2745 (2006).
2. R.K. Abu, Al-Rub, A.I. Ashour, B.M. Tyson, *Construction and Building Materials* **35**, 647 (2012).
3. V.A. Labunov, A.L. Danilyuk, T.L. Prudnikova, A.S. Basaev, V.N. Rodionova, *MIPI NIYAU* 1 (2011) [In Russian].
4. A.P. Kuzmrnko, V.V. Rodionov, V.A. Kharseev, *Nanotechniques* **4**, 35, (2013) [In Russian].
5. F. Qin, C. Brosseau, *J. Appl. Phys.* **111**, 61301 (2012).