

Synthesis, Characterization and Performance Study of Phosphosilicate Gel-Sulfonated Poly (Ether Ether Ketone) Nanocomposite Membrane for Fuel Cell Application

C.K. Dhole¹, A. Nanda¹, K. Kargupta^{1,*}, S. Ganguly²

¹ Jadavpur University, Kolkata 700032, West Bengal, India

² University Teknologi Petronas, Perak Darul Ridzuan, Tronoh 31750, Malaysia

(Received 30 October 2011; revised manuscript received 01 March 2012; published online 15 March 2012)

Phosphosilicate gel – SPEEK (Sulfonated Poly Ether Ether Ketone) hybrid nanocomposite membranes are proposed for performance enhancement of polymer electrolyte fuel cell. The nanocomposite membranes are synthesized and characterized at 50 and 60 weight percent of inorganic loading. Phosphosilicate gel particles of varying size (sub micro to nanometer) are synthesized using sol gel approach followed by grinding using planetary ball mill for different time. Transmission Electron Microscopy (TEM) reveals less than 10 nm particle size for 20 hr grinding. Nano composite membrane having inorganic particles of size less than 10 nm exhibits higher values of proton conductivity, ion exchange capacity and water uptake compared to composite membrane comprising of larger (400 nm and above) inorganic particles. The membrane is assembled with the electrode in the unit cell and the polarization characteristics are measured at different operating temperatures. Performance study reveals that between 70 to 80 °C the membrane offers best performance in terms of peak power generation and of allowable load current. For the same conditions 40-50 % nano-enhancement of peak power generation is achieved by reducing the average gel particle size from sub micro to less than 10 nm. At medium temperature (between 70 to 80 °C) the nanocomposite membrane offers more than 100 enhancement of peak power generation compared to that generated by SPEEK membrane.

Keywords: Organic-inorganic nanocomposite, Fuel cell, Phosphosilicate gel, SPEEK, Performance enhancement.

PACS numbers: 81.07.Pr, 82.35.Np, 82.45.Yz

1. INTRODUCTION

In the wake of the emerging market potential for fuel cell generation using hydrogen as raw material, it becomes imperative to research upon the development of nanomaterials to improve its real-life performance. The proton exchange membrane fuel cell (PEMFC) are today in the focus of interest as one of the most promising power generator for a wide range of applications in transportation and in portable electronics [1, 2]. These fuel cells convert the chemical energy of the fuel and oxidant into electrical energy releasing the balance as heat. The major material components are the proton conductive electrolyte membrane and the electrodes. The performance of PEMFC is crucially dependent on the proton conductivity, ion exchange capacity and water uptake of the electrolyte membrane.

Inorganic-organic hybrid nanocomposite membranes generated substantial research interest due to their potential of having a wide range of physical, chemical, thermal and mechanical properties. The nanocomposite membranes comprising of nanosize inorganic phase/building block often demonstrate interesting properties due to nano scale of constituent phases, high interfacial area and synergetic properties [3]. The structural and physiochemical properties and hence the performance of such composite membranes depends on their composition, size of the inorganic particle, interfacial interactions etc. [4].

It has been reported in literature that sol-gel delivered phosphosilicate gel has served as a very promising proton conductor with high proton conductivity in the low and medium temperature range, which is attributed to phosphoric acid and thermally stable inorganic

silica networks [5]. Presence of phosphosilicate gel provides phosphoric acid functionalized, inorganic silica network electrolytes having solid pores for water to be absorbed. Pores having smaller diameters become filled with water even at lower humidity and act to form the pathways for proton transfer. The organic component, Poly(ether ether ketone) is a thermally stable and mechanically tough polymer. On sulfonation, the polymer becomes hydrophilic and ionically conductive. Due to these properties, SPEEK membranes find application as polymer electrolyte membrane in proton exchange membrane fuel cell (PEMFC).

The synthesis, characterization and performance of hybrid nanocomposite (Phosphosilicate gel-SPEEK) membrane for the application in fuel cells have hardly been explored in literature. The present paper describes the experimental synthesis, characterization and performance studies for the novel hybrid nanocomposite membranes. The enhancement of performance of proton exchange membrane fuel cells, as demonstrated in this publication, highlights the promising potential for their commercial exploitation.

2. METHODS OF SAMPLE MANUFACTURING AND ANALYSIS

2.1 Synthesis of Phosphosilicate Gel Nanoparticles

The phosphosilicate gel was prepared by sol-gel process [6] using tetraethoxysilane and ortho phosphoric acid at a molar ratio of P/Si = 1.5. Tetraethoxysilane (TEOS) was diluted with ethanol (EtOH) and hydrolyzed with water (H₂O) containing HCl with stirring at room tem-

* karguptakajari2010@gmail.com

perature for 10-15 min. An appropriate amount of ortho-phosphoric acid was added drop by drop under constant stirring. After stirring for another 50-60 minutes a homogeneous gel was formed. The mole ratio of TEOS:EtOH:H₂O:HCl:H₃PO₄ was fixed as 1:4:4:0.01:1.5. The gel formed was further dried at 80 °C for 24 h. The dried gels, which was pulverized into powders with an agate mortar and pestle, were heat treated in muffle furnace at high temperatures of 150-600 °C for 6-7 h. The dried gel powders were further ground into fine grinding using a planetary ball mill. Grinding time is varied from 8hrs to 20hrs to obtain submicro to nanometer sized particles, respectively.

2.2 Synthesis of Phosphosilicate gel-SPEEK Nanocomposite Membrane by Precursor Method

Poly(ether ether ketone) was first sulfonated. 15 wt % SPEEK (Sulfonated poly ether ether ketone) was dissolved in DMAc (N,N Dimethyl Acetamide) using magnetic stirrer, and subsequently it was mixed with finely ground phosphosilicate gel powder. After dissolving the polymer in solution, appropriate amount of gel powder was mixed. It was stirred periodically using a magnetic stirrer and an ultra-sonicator until the gel powder becomes completely miscible. The obtained slurry was then cast on transparent sheet and dried under ambient condition until it becomes fully dried. Subsequently, it was then peeled off from the sheet. Membranes were casted for 50 % and 60 % inorganic weight loading for different average particle size varying from sub-micrometer to nanometer scale.

2.3 Characterization

Structural characterization of the phosphosilicate gel particles were done by TEM analysis. The surface morphology of the membrane was obtained using SEM analysis of the composite membrane.

Proton conductivities of the composite membrane were determined by impedance data taken at different constant temperatures. Potentiostat (AUTOLAB PGSTAT 302 N manufactured by Ecochemie, BV, Netherland) was used to obtain the impedance data in a frequency range of 100 KHz to 1 MHz. Ion exchange capacity and water uptake of the membrane were recorded at room temperature.

2.4 Performance Study of Fuel Cell

The single fuel cell tests were carried out for the membrane/electrode assemblies (MEAs) which consisted of composite sheets as an electrolyte and commercially available Pt-loaded carbon paper sheets as electrodes. The current vs. voltage characteristic (DC polarization) of the fuel cell was measured at different temperatures. From the polarization data power versus current data were evaluated. The enhancement of peak power generation with respect to the particle size was investigated and reported. Figure 1 and 2 represent the experimental setup and the electrochemical workbench setup for the present study.



Fig. 1 – Experimental setup for performance study of PEMFC unit cell [Specifications: 1) PEMFC unit cell; 2) Constant current source; 3) Flow meters; 4) Probes connected to cell; 5) H₂ cylinder; 6) Humidifier; 7) O₂ cylinder; 8) Absorbers.



Fig. 2 – Electrochemical Workbench

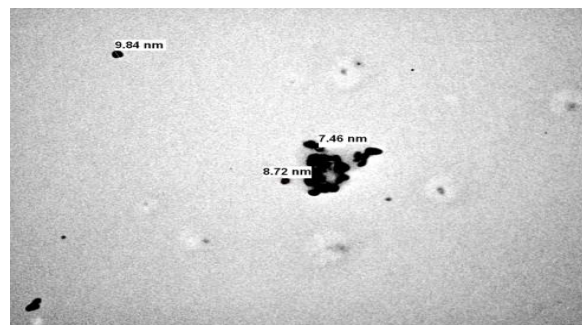


Fig. 3 – TEM image of phosphosilicate gel particles after 20hr of grinding in planetary ball mill

3. RESULTS AND DISCUSSION

TEM analysis reveals that grinding of phosphosilicate (PPS) gel for 20hrs produces less than 10 nm size of particles (Fig. 3); while grinding for less than 8hr produces average particle size more than 500nm. Table 1 summarizes the variation of size of PPS gel particles with the duration of grinding.

Table 1 – Variation of phosphosilicate gel particle size with grinding time

Time of grinding (hr)	PPS particle size predicted from TEM analysis (nm)
8	Bulk (undetermined)
12	391
16	35
20	8

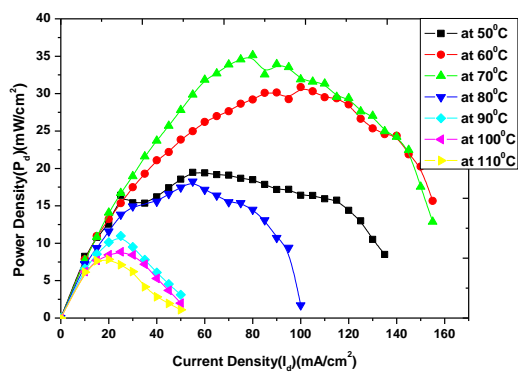


Fig. 4 – Effect of operating temperature on power density versus current density for the fuel cell using PPS gel- SPEEK nano composite membrane. The percentage loading of PPS gel of average particle size 35 nm, is 50 %

Figure 4 depicts the power density versus current density of the fuel cell using PPS-SPEEK nano-composite membrane at different operating temperature. The membrane performs best at 70 °C operating temperature. The performances enhances as the cell temperature is raised from 50 to 70 °C. Above 70 °C the performance decays due to swelling of the membrane. Figure 5 and 6 illustrate inorganic PPS particle size effect on the power density of the cell for 50 and 60 weight percentage of inorganic loading respectively.

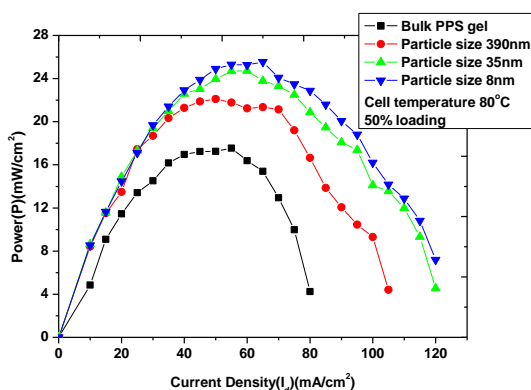
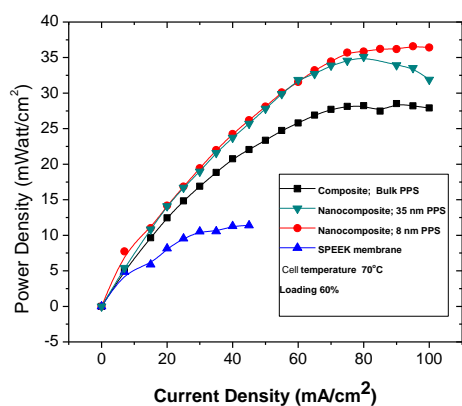


Fig. 5 – Effect of particle size of phosphosilicate gel of PPS-



SPEEK composite membrane on Power density versus Current density for the fuel cell. The percentage loading of PPS is 50 %

Fig. 6 – Effect of particle size of phosphosilicate gel of PPS-SPEEK composite membrane on Power density versus Current density for the fuel cell. The percentage loading of PPS is 60 %

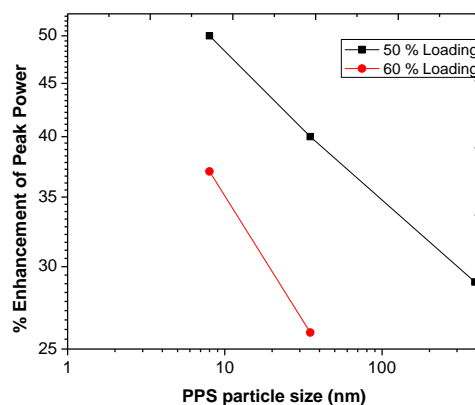


Fig. 7 – Percentage enhancement of peak power density of fuel cell using PPS-SPEEK composite membrane at different size of PPS particle

Reduction of PPS particle size from bulk (400 nm) to 8 nm, enhances the peak power density by 50%. Figure 6 shows that almost 37 % enhancement of peak power density by reducing the particle size from sub-micrometer range to 8 nm. Reduction in particle size from submicro to nano meter range causes enhancement of water uptake of water uptake, ion exchange capacity and proton conductivity; thus enhances performance. The performance study also reveals that at medium cell temperature (65 to 75 °C) phosphosilicate gel-SPEEK hybrid nano composite membrane offers more than 100 % enhancement of peak power generation compared to that offered by SPEEK membrane (Fig. 6).

Figure 7 summarizes the effect of inorganic particle size on percentage enhancement of peak power produced by the fuel cell. It is interesting to note that reduction of particle size from submicro to few nanometer enhances the power almost exponentially.

4. CONCLUSIONS

Phosphosilicate gel- SPEEK (Sulfonated Poly Ether Ether Ketone) hybrid nano composite membranes are proposed for performance enhancement of polymer electrolyte fuel cell at low to medium cell temperature. Almost 40% enhancement in power generation is achieved by replacing the composite hybrid membrane with coarse submicro or micrometer size phosphosilicate particles by a nano composite membrane comprising of less than 10 nm particles. Percent enhancement varies exponentially with reduction in the size of inorganic (PPS) building block. The present paper standardizes the procedure for experimental synthesis, characterization and performance studies for the novel hybrid nano composite membranes. The study highlighted the promising potential for using hybrid nano composite membrane for enhancement of performance of proton exchange membrane fuel cells.

ACKNOWLEDGEMENT

This work was funded by Naval Material Research Laboratory, DRDO, India.

REFERENCES

1. A. Biyikoglu, *Int. J. Hydrogen Energ.* **30**, 1181 (2005).
2. J.H. Hirschenhofer, D.B. Stauffer, R.R. Englemen, *Fuel cells Handbook*. (U.S. Department of Fossils Energy, Morgantown Energy Technology Center, WV: USA: 2004).
3. B.Mc Caughey, J.E. Hampsey, D.H.Wang, Y.F. Lu, *Self assembles organic/inorganic nanocomposites* (Ed. H.S. Nalwa), *Encycloprdia of nanoscience and nanotechnology* **9**, 529 (Stevenson Ranch, CA: American Scientific publishers: 2004).
4. Y. Gao, N.R. Choudhury, *Organic-inorganic hybridionomer*, (Ed. H.S. Nalwa), *Handbook of organic-inorganic hybrid materials and nanocomposites*, **2**, 273 (Stevenson Ranch, CA: American Scientific Publishers: 2003).
5. A. Matsuda, N. Nakamoto, K. Tadanaga, T. Minami, M. Tatsumisago, *Solid State Ionics* **177**, 2437 (2006).
6. Y. Jin, J.C. Diniz da Costa, G.Q. Lu, *Solid State Ionics*, **178**, 937 (2007).